

FOSCARINI



Chouchin Suspension

Ionna Vautrin
2011

A contemporary take on traditional Japanese lanterns, Chouchin Reverse stands out for its coloured lower border, providing a different kind of light with respect to Chouchin. Available with new refined and contemporary colours and in a completely white version. The blown glass diffuser spreads sunny, bright light into the space, aiming the glow downward at the same time.

Chouchin 3-Reverse Suspension LED

6 3/8" - 8 1/4" LED



6 3/8" - 8 1/4" LED

**Color**

White

Material

Blown glass

Light Source

LED included 23,9W 2700 K 2581lm CRI >90 Dimmable PUSH and DALI

LED included 23,9W 2700 K 2581lm CRI >90 On-Off

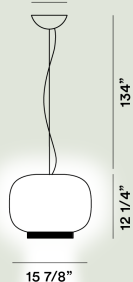
Weight

lb 9,3

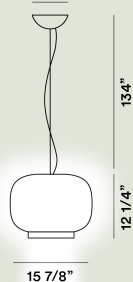
Certifications

Chouchin 1-Reverse Suspension LED

6 3/8" - 8 1/4" LED



6 3/8" - 8 1/4" LED

**Color**

White

Material

Blown glass

Light Source

LED included 23,9W 2700 K 2581lm CRI >90 Dimmable PUSH and DALI

LED included 23,9W 2700 K 2581lm CRI >90 On-Off

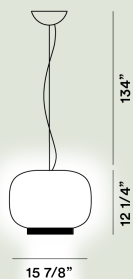
Weight

lb 11

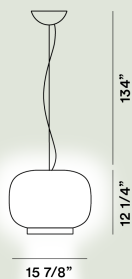
Certifications

Chouchin 1-Reverse Suspension

6 3/8"- 8 1/4" LED



6 3/8"- 8 1/4" LED



Color

White orange, White gold

Material

Lacquered blow glass

Light Source

LED retrofit bulb included E27 21W 2700 K 2581lm CRI >80 Dimmable

Weight

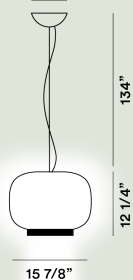
lb 9,7

Certifications

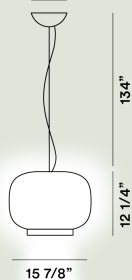
CE IP 20

Chouchin 1-Reverse Suspension LED

6 3/8"- 8 1/4" LED



6 3/8"- 8 1/4" LED



Color

White orange, White gold

Material

Lacquered blow glass

Light Source

LED included 23,9W 2700 K 2581lm CRI >90 Dimmable PUSH and DALI

LED included 23,9W 2700 K 2581lm CRI >90 On-Off

Weight

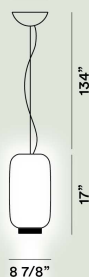
lb 11

Certifications

CE IP 20

Chouchin 2-Reverse Suspension

6 3/8"- 8 1/4" LED



6 3/8"- 8 1/4" LED



Color

White

Material

Blown glass

Light Source

LED retrofit bulb included E27 21W 2700 K 2581lm CRI >80 Dimmable

Weight

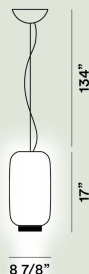
lb 6,4

Certifications

CE IP 20

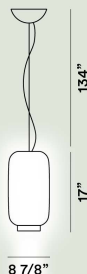
Chouchin 2-Reverse Suspension LED

6 3/8"- 8 1/4" LED



8 7/8"

6 3/8"- 8 1/4" LED



8 7/8"

Color

White

Material

Blown glass

Light Source

LED included 23,9W 2700 K 2581lm CRI >90 Dimmable PUSH and DALI
LED included 23,9W 2700 K 2581lm CRI >90 On-Off

Weight

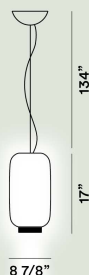
lb 7,7

Certifications

CE IP 20

Chouchin 2-Reverse Suspension

6 3/8"- 8 1/4" LED



8 7/8"

6 3/8"- 8 1/4" LED



8 7/8"

Color

White black, White green

Material

Lacquered blow glass

Light Source

LED retrofit bulb included E27 21W 2700 K 2581lm CRI >80 Dimmable

Weight

lb 6,4

Certifications

CE IP 20

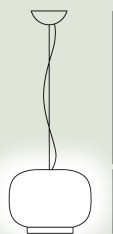
Chouchin 1-Reverse Suspension

6 3/8"- 8 1/4" LED



15 7/8"

6 3/8"- 8 1/4" LED



15 7/8"

Color

White

Material

Lacquered blow glass

Light Source

LED retrofit bulb included E27 21W 2700 K 2581lm CRI >80 Dimmable

Weight

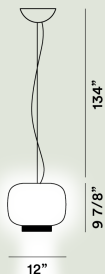
lb 9,7

Certifications

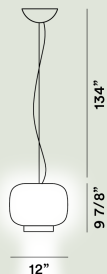
CE IP 20

Chouchin 3-Reverse Suspension

6 3/8"- 8 1/4" LED



6 3/8"- 8 1/4" LED



Color

White

Material

Blown glass

Light Source

LED retrofit bulb included E27 21W 2700 K 2581lm CRI >80 Dimmable

Weight

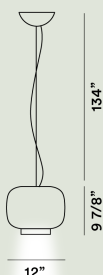
lb 7,9

Certifications

CE IP 20

Chouchin 3 Suspension LED

6 3/8"- 8 1/4" LED



Color

Grey

Material

Lacquered blow glass

Light Source

LED included 23,9W 2700 K 2581lm CRI >90 Dimmable PUSH and DALI

LED included 23,9W 2700 K 2581lm CRI >90 On-Off

Weight

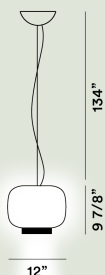
lb 9,3

Certifications

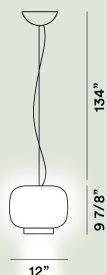
CE IP 20

Chouchin 3-Reverse Suspension

6 3/8"- 8 1/4" LED



6 3/8"- 8 1/4" LED



Color

White grey

Material

Lacquered blow glass

Light Source

LED retrofit bulb included E27 21W 2700 K 2581lm CRI >80 Dimmable

Weight

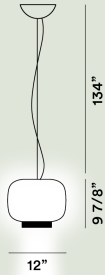
lb 7,9

Certifications

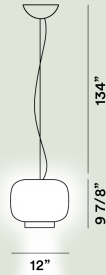
CE IP 20

Chouchin 3-Reverse Suspension LED

6 3/8"- 8 1/4" LED



6 3/8"- 8 1/4" LED



Color

White grey

Material

Lacquered blow glass

Light Source

LED included 23,9W 2700 K 2581lm CRI >90 Dimmable PUSH and DALI
LED included 23,9W 2700 K 2581lm CRI >90 On-Off

Weight

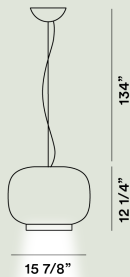
lb 9,3

Certifications

CE IP 20

Chouchin 1 Suspension

6 3/8"- 8 1/4" LED



Color

Orange

Material

Lacquered blow glass

Light Source

LED retrofit bulb included E27 21W 2700 K 2581lm CRI >80 Dimmable

Weight

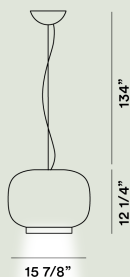
lb 9,7

Certifications

CE IP 20

Chouchin 1 Suspension LED

6 3/8"- 8 1/4" LED



Color

Orange

Material

Lacquered blow glass

Light Source

LED included 23,9W 2700 K 2581lm CRI >90 Dimmable PUSH and DALI
LED included 23,9W 2700 K 2581lm CRI >90 On-Off

Weight

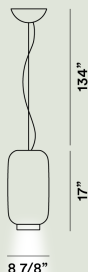
lb 11

Certifications

CE IP 20

Chouchin 2 Suspension

6 3/8"- 8 1/4" LED



8 7/8"

Color

Green

Material

Lacquered blow glass

Light Source

LED retrofit bulb included E27 21W 2700 K 2581lm CRI >80 Dimmable

Weight

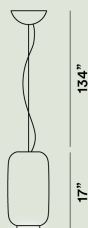
lb 6,4

Certifications

CE IP 20

Chouchin 2 Suspension LED

6 3/8"- 8 1/4" LED



8 7/8"

Color

Green

Material

Lacquered blow glass

Light Source

LED included 23,9W 2700 K 2581lm CRI >90 Dimmable PUSH and DALI

LED included 23,9W 2700 K 2581lm CRI >90 On-Off

Weight

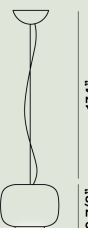
lb 7,7

Certifications

CE IP 20

Chouchin 3 Suspension

6 3/8"- 8 1/4" LED



12"

Color

Grey

Material

Lacquered blow glass

Light Source

LED retrofit bulb included E27 21W 2700 K 2581lm CRI >80 Dimmable

Weight

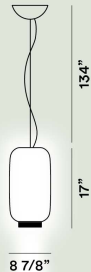
lb 7,9

Certifications

CE IP 20

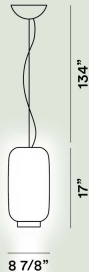
Chouchin 2-Reverse Suspension LED

6 3/8" - 8 1/4" LED



8 7/8"

6 3/8" - 8 1/4" LED



8 7/8"

Color

White black, White green

Material

Lacquered blow glass

Light Source

LED included 23,9W 2700 K 2581lm CRI >90 Dimmable PUSH and DALI

LED included 23,9W 2700 K 2581lm CRI >90 On-Off

Weight

lb 7,7

Certifications

CE  IP 20