

TOÈ ET56 | outdoor coffee table ☁️☀️

Romano Marcato | 2010





Romano Marcato | 2010

It has a gentle, continuous line, like a bud curling around a stem. In the same delicate manner, the TOÈ side table defines its shapes, bending the square tubular structure that embraces and reinforces the frame. Available in two heights, two colours and two shapes, it is ideal in a combined arrangement.



TOÈ

Romano Marcato | 2010

ET56 | outdoor coffee table rectangular 128x64 H30 ☁️

Outdoor coffee tables in two sizes and heights that can be overlapped. Frame with square section tube in stainless steel Aisi 304 powder coated polyester with top in HPL 10 mm. Glides in polythene.




TOÈ ET56 | outdoor coffee table ☁️☀️

Romano Marcato | 2010

frame



powder coating
black
1 Colors




powder coating
white
1 Colors


top



HPL 10 mm
black HPL fenix
1 Colors




HPL 10 mm
white HPL fenix
1 Colors



HPL 10 mm
HPL fenix grigio
Londra
1 Colors



HPL 10 mm
HPL fenix rosso
Jaipur
1 Colors



HPL 10 mm
HPL H406
1 Colors

consult the folder of materials for the range of colors

use and maintenance instructions

Plastic materials, even if intended for outdoor use, may still be attacked over time by particular atmospheric pollutants (e.g. acid rain, high concentration of PM10, nitrogen oxides, hydrocarbons, etc.). Any changes in the surface and in colours may therefore occur under particular conditions of exposure and cannot be considered grounds for any claims.

Do not use detergents containing bleach, hydrochloric acid or products containing chloride on any metal parts. Salt, limescale or acid (from coffee, wine, orange juice, tomato juice, lemon, etc.) may discolour stainless steel parts if they are not promptly cleaned.

Products or parts made of stainless steel used near the sea or in interior fittings of swimming pools require more frequent cleaning to remove chloride deposits and prevent corrosion and chemical attack of the external surface. Stains on stainless steel surfaces must be promptly cleaned. If left for a long time they can become permanent.

To prolong the life of the product, clean the surfaces regularly, dry them with a clean cloth and remove any stagnant water, especially if exposed in locations with a high level of humidity or a marine climate.

When not in use, we recommend storing in sheltered places and covering with waterproof protection. In this case, it is advisable to remove the cover and ventilate the product frequently and regularly to avoid the onset of any mould or stains due to damp.

THE WARRANTY WILL NOT COVER DEFECTS OR IMPERFECTIONS RESULTING FROM THE PASSAGE OF TIME OR TO WEAR AND TEAR DUE TO THE NORMAL USE OF THE PRODUCT.