

BRIO | H52÷70

Romano Marcato | 2001



BRIO

Romano Marcato | 2001

BRIO, that means playful, useful and versatile. With its elegant functionality and lightness, this table meets every needs, whether in restaurants, in the office or in any community space. This additional element is as practical as desks and sofas. With a choice of different heights (fixed or easily adjustable), BRIO stands out for its beautiful minimalist design. Product selected for the Quick Ship program, [download the PDF](#)



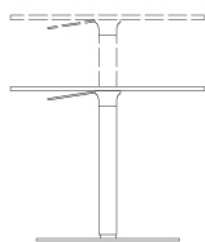
BRIO

Romano Marcato | 2001



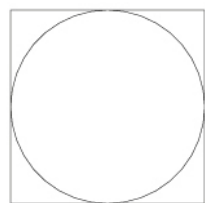
| H52÷70 height-adjustable table with round or square top

Table available in several heights or height adjustable with round or square top in several finishes and dimensions. Base covered by a stainless steel sheet "linen fabric" pattern and mat chromed column or entirely powder coated black or white.

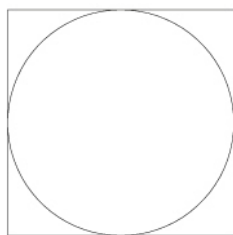


52
20½"


70
27½"



60
23½"



70
27½"



80
31½"

BRIO | H52÷70


Romano Marcato | 2001

base



powder coating
black

1 Colors



powder coating
white

1 Colors



metal
stainless steel

1 Colors



powder coating
perla

1 Colors



powder coating
celeste

1 Colors



powder coating
mattone

1 Colors



powder coating
oliva

1 Colors



powder coating
tortora

1 Colors



powder coating
pistacchio


1 Colors

leg



powder coating
black

1 Colors



powder coating
white

1 Colors



metal
mat chromed

1 Colors



powder coating
perla

1 Colors



powder coating
celeste

1 Colors



powder coating
mattone

1 Colors



powder coating
oliva

1 Colors



powder coating
tortora


1 Colors



powder coating
pistacchio


1 Colors

top



laminate
406 abet 9/10

1 Colors




HPL 10 mm
HPL H406

1 Colors




HPL 10 mm
black HPL fenix

1 Colors




HPL 10 mm
white HPL fenix

1 Colors




HPL 10 mm
HPL fenix grigio

Londra
1 Colors



HPL 10 mm
HPL fenix rosso

Jaipur
1 Colors




HPL 10 mm
HPL fenix comodo

1 Colors



wood
blanch oak

1 Colors




wood
black open pore

1 Colors




wood
oak dark walnut

1 Colors




lacquered
white lacquered

1 Colors



gres
gres Ivory

1 Colors



gres
gres Moon

1 Colors



powder coating
perla

1 Colors



powder coating
celeste

1 Colors



powder coating
mattone

1 Colors



powder coating
oliva

1 Colors



powder coating
tortora

1 Colors



powder coating
pistacchio

1 Colors

BRIO | H52÷70

Romano Marcato | 2001

consult the portfolio for the range of colors, fabrics, eco-leather, soft-leather.

use and maintenance instructions

Clean all parts in wood, leather, fabric and metal with a damp cloth or a diluted neutral cleaner. Do not use cleaners with alcohol, bleach, solvent or abrasive products. Any liquid spilt on the product must be wiped up immediately. When lifting or moving the product, hold it on the structure and not under the seat. The product should not be subjected to unbalanced weights, as it is designed for a proper rest on the foothold (on four legs or on the base). Our company relieves from any responsibility in case of damage caused to fragile floors. Avoid any improper use of the product: do not step on the product, on the footrest or on the armrests. Avoid any movements that could compromise the proper functionality of the product or the safety of the users. Wood and leather, being natural materials, could be easily damaged. Small impurities or imperfections are within quality standard range. Do not expose the product to weather conditions or atmospheric agents, nor to heat sources over 40°C. Also products for outdoor use could be afflicted by atmospheric agents. The product could undergo possible exterior changes due to particular exposure to heat, humidity and saltiness. An appropriate and frequent maintenance and cleaning of the product enhances its durability. The product could change colour and shade, if exposed to direct sunlight. Maintenance has to be carried out by experienced staff. Dispose of the package only after assembling the product, in order to avoid the loss of ironmongery and components. Once the product has been dismantled, the product itself or its components must be given to the public garbage disposal system, according to the legislation in force.