

APTA EP140 | outdoor table ☁️

Romano Marcato | 2012



In the extremes of day and night, which encompass all the colours of the forest, ocean, desert and metropolis, the APTA table expresses its original design, elegantly raising the top from the frame. And this is another vital contrast that combines the sturdiness of the base supports with the lightness of the top.



APTA

Romano Marcato | 2012

EP140 | outdoor table Rectangular 298x110 H74 ☁️☀️

Table with frame in aluminium extrusion powder coated polyester. Top in HPL Fenix® 10 mm. Feet in polythene.




APTA EP140 | outdoor table

Romano Marcato | 2012

frame



powder coating
black
1 Colors




powder coating
white
1 Colors


top



HPL 10 mm
black HPL fenix
1 Colors




HPL 10 mm
white HPL fenix
1 Colors



HPL 10 mm
HPL fenix grigio
Londra
1 Colors



HPL 10 mm
HPL fenix rosso
Jaipur
1 Colors



HPL 10 mm
HPL fenix comodo
1 Colors

consult the folder of materials for the range of colors

use and maintenance instructions

Plastic materials, even if intended for outdoor use, may still be attacked over time by particular atmospheric pollutants (e.g. acid rain, high concentration of PM10, nitrogen oxides, hydrocarbons, etc.). Any changes in the surface and in colours may therefore occur under particular conditions of exposure and cannot be considered grounds for any claims.

Do not use detergents containing bleach, hydrochloric acid or products containing chloride on any metal parts. Salt, limescale or acid (from coffee, wine, orange juice, tomato juice, lemon, etc.) may discolour stainless steel parts if they are not promptly cleaned.

Products or parts made of stainless steel used near the sea or in interior fittings of swimming pools require more frequent cleaning to remove chloride deposits and prevent corrosion and chemical attack of the external surface. Stains on stainless steel surfaces must be promptly cleaned. If left for a long time they can become permanent.

To prolong the life of the product, clean the surfaces regularly, dry them with a clean cloth and remove any stagnant water, especially if exposed in locations with a high level of humidity or a marine climate.

When not in use, we recommend storing in sheltered places and covering with waterproof protection. In this case, it is advisable to remove the cover and ventilate the product frequently and regularly to avoid the onset of any mould or stains due to damp.

THE WARRANTY WILL NOT COVER DEFECTS OR IMPERFECTIONS RESULTING FROM THE PASSAGE OF TIME OR TO WEAR AND TEAR DUE TO THE NORMAL USE OF THE PRODUCT.